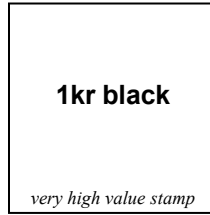


1849

Numeral Design with no circle

unwatermarked, typo, imperf



1kr black

very high value stamp

1

NOTE ON CITY CANCELS

Type I ("Closed Millwheel") was in use from 1Aug1850 to 20Nov1856 (First Distribution). Numbers 1 to 402 were initially assigned, and the series was later extended to 603. Between 20-30Nov1856 only town cancels were used. The Second Distribution of Type I took place from 1Dec1856 and consisted of numbers 1 through 606. The numbers assigned to towns were completely different than those of the first distribution.

Type II ("Open Millwheel") was issued beginning in 1857 as replacement cancels and for use in newly established post offices. Numbers range from 2 through 920 (with many gaps in the 2 to 605 range). All millwheel cancels were withdrawn after 9Mar1869. Town cancels were again used after that point.

1850 – 1858 Numeral Design with broken circle

unwatermarked, typo, imperf, silk thread

(28 late) Babenhausen



2

(1 early) Abensberg



2b
greenish blue

(59 early) Dürkheim



2c
deep blue



3

1850 - 1858

Numeral Design with complete circle

unwatermarked, typo, imperf, silk thread



4



5



6



1858

7



1854

8



64
Back stamped

1862

Numeral Design with complete circle (#10 broken circle design)

unwatermarked, typo, imperf, silk thread



9



10
rose



10a
carmine



11



12



13



14

1862
Coat of Arms Design (embossed)
unwatermarked, typo, imperf, silk thread



15
yellow green



15a - heavily stained
dark blue green



16

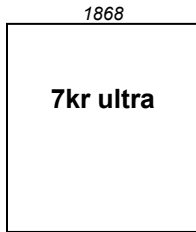


17



1868

18



1868

7kr ultra

19
ultra



1869


19a
Prussian blue



20



21



18kr red

22



2kr - unknown
denomination



Back
stamped

1870 - 1872
Coat of Arms Design
watermark #92, typo, perf 11½, without silk thread



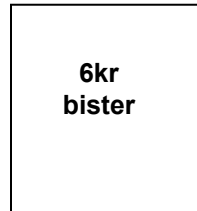
23



24



24a
watermark #93



6kr
bister

25



25a
watermark #93



26

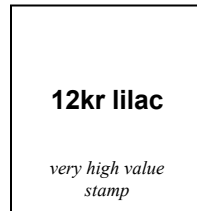


1872

27



28



12kr lilac

very high value
stamp

29



30



Back
stamped

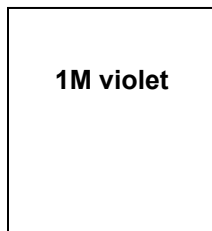
1874 - 1875
Coat of Arms Design
watermark #92, typo



Wmk. 92 —
17mm wide



Wmk. 93 —
14mm wide



1M violet

31
imperf



1875

32
perf 11½



Wmk. 94 — Horiz.
Wavy Lines Wide
Apart

1875
Coat of Arms Design
watermark #94, typo, perf 11½



33



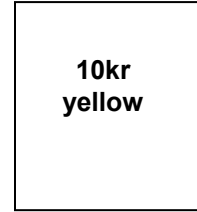
34



34?
yellow brown, not
Scott listed



35



**10kr
yellow**

36



37

1876 - 1878
Coat of Arms Design (embossed)
watermark #94, typo, perf 11½



38
light green
1868



38
yellow green



39 or 39a



1878

40



41



42



43

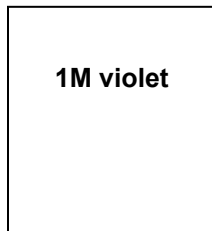


44



1878

45




1M violet

46



47 (thin)

1881 - 1906
Coat of Arms Design
watermark #95 vertical, typo, perf 11½



Wmk. 95v —
Vert. Wavy
Lines Close
Together



48



49



50



51



52



53

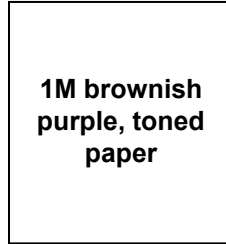
1900



54



54a



1M brownish
purple, toned
paper

54b



55c

brownish purple, white
paper

1901



55

1890




55a

1900



56

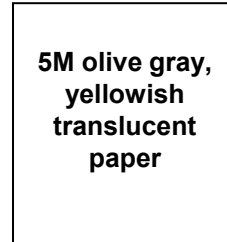
1906



3M olive gray,
white paper

56a

1911



5M olive gray,
yellowish
translucent
paper

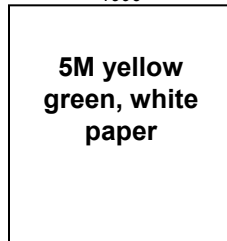
56b

1900



57

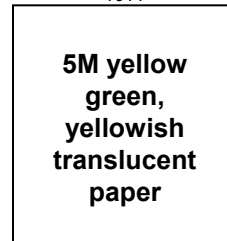
1906



5M yellow
green, white
paper

57a

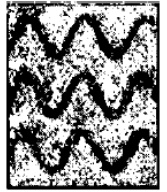
1911



5M yellow
green,
yellowish
translucent
paper

57b

1888 - 1900
Coat of Arms Design
watermark #95 horizontal, typo, perf 14½



Wmk. 95h —
Horiz. Wavy Lines
Close Together



1900
58 (never hinged)
gray, white paper



1899
58a
gray, toned paper



1900
59
green, toned paper



1900
60
brown, white paper



1890
60a
dark ocher brown,
toned paper



1890
60b
black brown, white
toned paper



1890
60d
yellow brown,
toned paper



1900
61
lilac, toned paper



1890
61a
brownish violet,
toned paper



1900
62
dark green, white
paper



1890
62a
dark green, toned
paper



1900
63
carmine, white
paper



1900
63a
carmine red,
toned paper



1900
63d
lilac red, toned
paper



1900
64
ultra, white paper




1900
64a
ultra, toned paper




1900
64b
grayish blue,
white paper



1900
64d
grayish blue,
toned paper



65



1900
66
orange, white
paper



1890
66a
orange, toned
paper



1900
67
olive green, white
paper



1900
68
yellow, white
paper



1900
68 imperf
unlisted



69



70



1890
70a



1900
71
lilac, white paper



1899
71a
lilac, toned paper

1911

Coat of Arms Design

watermark #95 vertical, typo, perf 14½

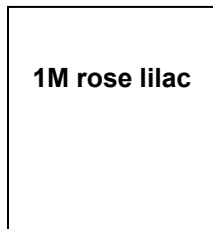


72 (never hinged)

1911

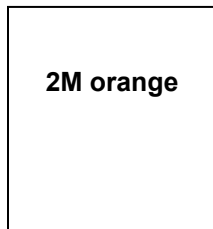
Coat of Arms Design

watermark #95 horizontal, typo, perf 11½



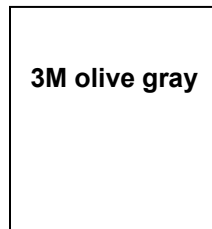
1M rose lilac

73



2M orange

74



3M olive gray

75



76

1911

90th birthday of Prince Regent Luitpold Design

watermark #95 horizontal, typo, perf 14½

According to Specialists, there are 4 different types of #'s 77-85. They can be distinguished by the following:

Type I: Inscription at top is thin and blurry. The top of the "R" in "MAERZ" is small. Middle bar of the "E" in "MAERZ" is short. The "N" of "BAYERN" is pointed at the upper left end. Type I occurs on all denominations, except the 60 Pfennig.

Type II: Inscription at top is thicker and sharper. The top of the "R" in "MAERZ" is large. Middle bar of the "E" in "MAERZ" is longer. The "N" of "BAYERN" has a serif at the upper left end. Type II occurs on all denominations. The Type II 5 Pf., 10 Pf., and 25 Pf. stamps are from coils.

Type III: Like Type I, but the top of the "R" in "MAERZ" is larger. "N" of "BAYERN" is like Type I. Type III only occurs on the 3 Pf., 5 Pf., and 10 Pf. All of these are very scarce.

Type IV: Inscription at top is stronger and clearer. The top of the "R" in "MAERZ" is very large. The middle bar of the "E" in "MAERZ" is clearer. The "N" of "BAYERN" is like Type II. Type IV occurs on all the denominations.

Reference: http://www.stamp-collecting-world.com/bavarianstamps_luitpold.html



77
type I



77
type II



77
type III



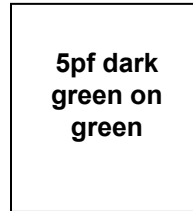
77
type IV



78
type I



78
type II



5pf dark
green on
green

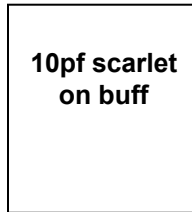
78
type III



78 (no gum)
type IV



79
type I



10pf scarlet
on buff

79
type II



79
type III



79
type IV



80
type I



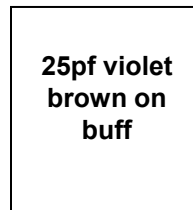
80
type II



80
type IV

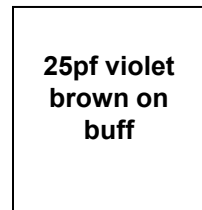


81
type I



25pf violet
brown on
buff

81
type II



25pf violet
brown on
buff

81
type IV

1911

90th birthday of Prince Regent Luitpold Design

watermark #95 vertical, typo, perf 11½

According to Specialists, there are 4 different types of #'s 77-85. They can be distinguished by the following:

Type I: Inscription at top is thin and blurry. The top of the "R" in "MAERZ" is small. Middle bar of the "E" in "MAERZ" is short. The "N" of "BAYERN" is pointed at the upper left end. Type I occurs on all denominations, except the 60 Pfennig.

Type II: Inscription at top is thicker and sharper. The top of the "R" in "MAERZ" is large. Middle bar of the "E" in "MAERZ" is longer. The "N" of "BAYERN" has a serif at the upper left end. Type II occurs on all denominations. The Type II 5 Pf., 10 Pf., and 25 Pf. stamps are from coils.

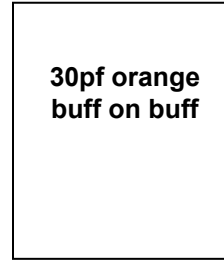
Type III: Like Type I, but the top of the "R" in "MAERZ" is larger. "N" of "BAYERN" is like Type I. Type III only occurs on the 3 Pf., 5 Pf., and 10 Pf. All of these are very scarce.

Type IV: Inscription at top is stronger and clearer. The top of the "R" in "MAERZ" is very large. The middle bar of the "E" in "MAERZ" is clearer. The "N" of "BAYERN" is like Type II. Type IV occurs on all the denominations.

Reference: http://www.stamp-collecting-world.com/bavarianstamps_luitpold.html




82
type I



82
type II




82
type IV



83
type I



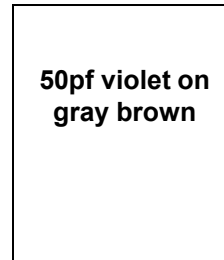
83
type II



83
type IV



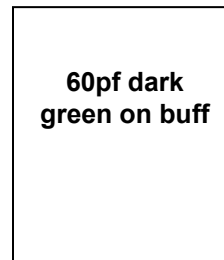
84
type I



84
type II



84
type IV



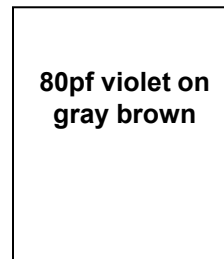
84A
type II



84A
type IV



85
type I



85
type II



85
type IV

1911

90th birthday of Prince Regent Luitpold Design
watermark #95 horizontal, typo, perf 14½

According to Specialists, there are 2 different types of #'s 86-91. They can be distinguished by the following:

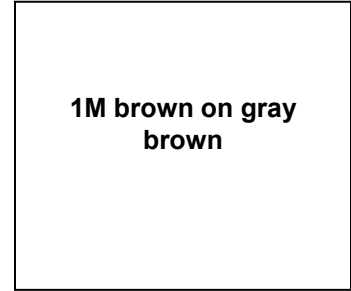
Type I: Serif lines at the foot of the numbers "1" in "1911" are missing or are only faintly present. The "9" is thinner. The thin lines of the "N" in "BAYERN" are weak and appear to merge into white areas.

Type II: Serif lines at the foot of the numbers "1" in "1911" are strong and distinct. The "9" is thicker and all the numerals are stronger. The thin lines of the "N" in "BAYERN" are strong and well defined. They have distinct serifs and do not merge with the white areas.

Reference: http://www.stamp-collecting-world.com/bavarianstamps_luitpold.html



86 - type I



86 - type II




87 - type I



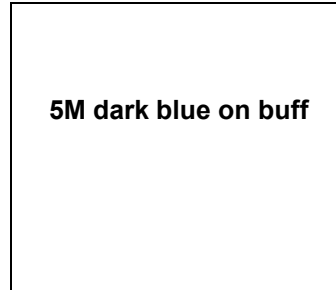
87 - type II



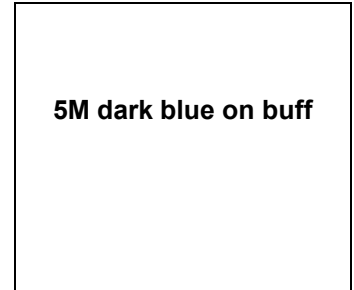
88 - type I



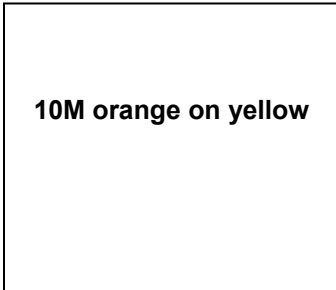
88 - type II



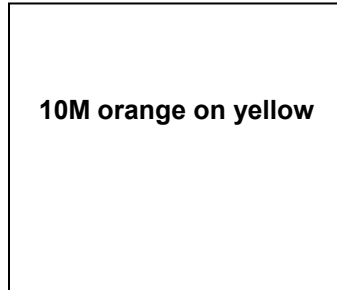
89 - type I



89 - type II



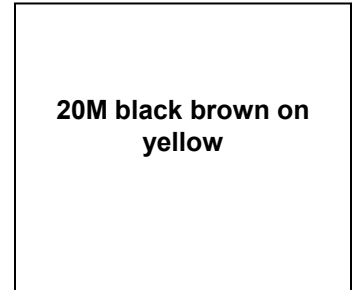
90 - type I



90 - type II



91 - type I



91 - type II

1911, June 10

Silver Jubilee of Prince Regent Luitpold Design
unwatermarked, typo, perf 11½



92



93

1914, March
King Ludwig III Design
Peacetime Printings
watermark #95 horizontal, photo, perf 14x14½

The first issues of the Ludwig III definitive stamps are called the **Peacetime Printings**. This first printing included 16 denominations, ranging from the 3 Pf. through the 20 Mk. On the **Peacetime Printings**, the colors are bright and the impressions are clear.

The Peacetime Printings were produced and used from the end of March 1914 through the end of 1915, though remaining stocks of them were probably used beyond that date. The Scott Classic Catalog suggests collecting these USED, with cancellations dated before the end of December 1915, which is a good idea, as the Mark denominations of the Peacetime Printings, in USED condition, are very expensive.

Reference: http://www.stamp-collecting-world.com/bavarianstamps_ludwigiii.html



95



96



96a



98



102



103



104



105



106




107



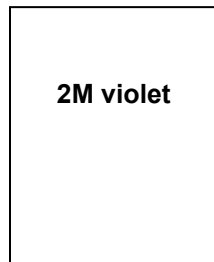
108

watermark #95 vertical, perf 11½



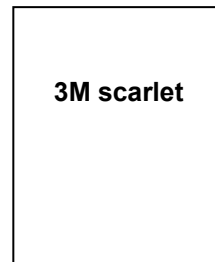
1M brown

109



2M violet


110



3M scarlet


111

watermark #95 horizontal, perf 11½



5M

112



10M

113



114

Kingdom of
Bavaria

1916 - 1920
King Ludwig III Design
Wartime Printings

watermark #95 horizontal, photo, perf 14x14½

The Ludwig III definitive stamps produced after January 1916 are called the **Wartime Printings**. These printings included the same denominations produced during the Peacetime Printings. A new 2 Pf., 2 1/2 Pf. surcharge, 7 1/2 Pf. deep green, 10 Pf. carmine, and a 15 Pf. vermilion, were added to the series, between 1916 and 1920.

On the **Wartime Printings**, the colors are dull and the impressions are coarse.

Reference: http://www.stamp-collecting-world.com/bavarianstamps_ludwigiii.html




94

95

96
yellow green

96a
dark green



97


98

99

100

100a - Tete beche pair

101



102

103

104


105

106

107

108

watermark #95 vertical, perf 11½



109

110

111

watermark #95 horizontal, perf 11½




112

113


114

1916
#94 surcharged



115

1916 - 1920
King Ludwig III Design
imperf



117



118



119



120



121



122



123



124



125



126



127



128




129

watermark #95 vertical, perf 11½



130




131




132


watermark #95 horizontal, perf 11½



133



134



20M brown

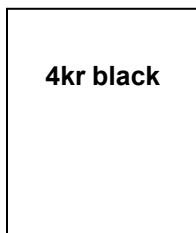
135

POSTAGE DUE STAMPS

1862

Numeral Design

Typeset, unwatermarked, imperf, with silk thread




J1

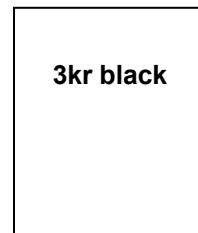
1870

Numeral Design

Typeset, watermark 94, perf 11 1/2, without silk thread



J2

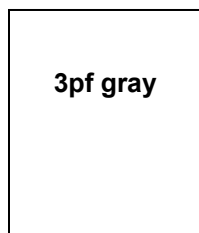


J3

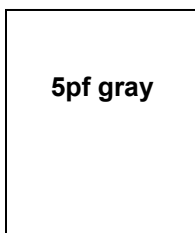
Type of 1876 regular issues
Overprinted "Vorn Empfänger zahlbar" in red

1876

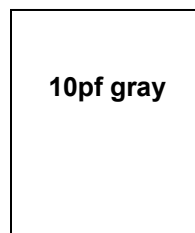
Watermark #94



J4



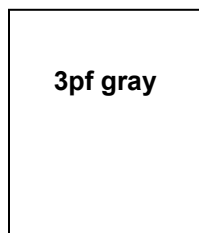
J5



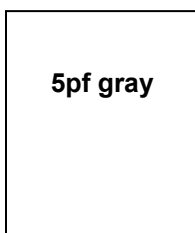
J6

1884

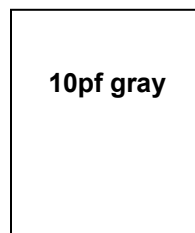
Watermark #95 vertical



J7



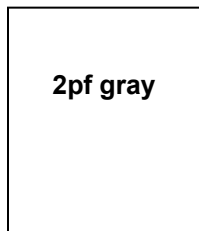
J8



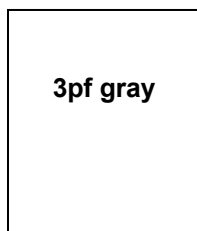
J9

1895-1903

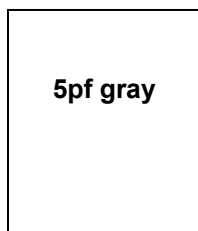
Watermark #95 horizontal



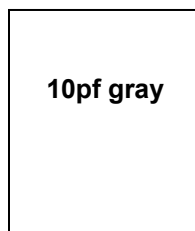
J10



J11



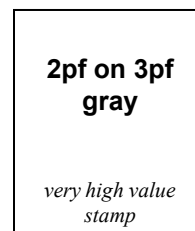
J12



J13

1895

Surcharged in red in each corner



J14

Only 6 examples of J14 exist, all used in Alchach

OFFICIAL STAMPS

1908

Coat of Arms Issues of 1888-1900 Overprinted with "E" (Eisenbahn) in red or green
watermark 95 horizontal, perf 14½



These stamps were issued for the use of railway officials

1916 – 1917

Coat of Arms Design

typo, perf 11 ½



POSTAL STATIONARY STAMPS

Bavarian stamps that may appear to be imperforate Embossed Arms Types on thick paper, with posthorns at the top instead of numerals, are actually cut-outs from contemporary Bavarian postal stationery. They generally follow the types and colors of the regular postage stamps, but the designs are impressed into stamped envelopes and postal cards.



RETURN TO SENDER STAMPS



BAVARIA - 1900
Pick: (Germany) #s922
Bayerischen Notenbank (Bavarian Banknote Issuing Bank)
100 Mark

